

See discussions, stats, and author profiles for this publication at: <https://www.researchgate.net/publication/353403078>

Mineralization of Wastewater from the Teaching Hospital of Treichville by a Combination of Biological Treatment and Advanced Oxidation Processes

Article in *Asian Journal of Chemical Sciences* · July 2021

DOI: 10.9734/AJOCSS/2021/v10i219086

CITATIONS

3

READS

191

6 authors, including:



Sadia Sahi Placide

University "Félix Houphouët-Boigny"

9 PUBLICATIONS 53 CITATIONS

[SEE PROFILE](#)



Kambire Olo

Université de Man, Ivory Coast

32 PUBLICATIONS 131 CITATIONS

[SEE PROFILE](#)



Gnamba Corneil Quand-Meme

University "Félix Houphouët-Boigny"

8 PUBLICATIONS 72 CITATIONS

[SEE PROFILE](#)



Pohan Lemeyonouin Aliou Guillaume

Université Péléforo-Gbon-Coulibaly

25 PUBLICATIONS 121 CITATIONS

[SEE PROFILE](#)

Some of the authors of this publication are also working on these related projects:



Treatment of Hospital Wastewaters in Ivory Coast and Colombia by Advanced Oxidation Processes [View project](#)



Fonds National Suisse IZ01Z0_146919 [View project](#)



Mineralization of Wastewater from the Teaching Hospital of Treichville by a Combination of Biological Treatment and Advanced Oxidation Processes

Sadia Sahi Placide¹, Kambiré Olló², Gnamba Corneil Quand-même¹, Pohan Lemeyonouin Aliou Guillaume³, Berté Mohamed¹ and Ouattara Lassiné^{1*}

¹Laboratoire de constitution et réaction de la matière, UFR SSMT, Université Félix Houphouët-Boigny de Cocody, Abidjan, 22 BP 582 Abidjan 22, Côte d'Ivoire.

²UFR Sciences et Technologies, Université de Man, BP 20 Man, Côte d'Ivoire.

³UFR Sciences Biologiques, Université Peleforo Gon Coulibaly de Korhogo, BP 1328 Korhogo, Côte d'Ivoire.

Authors' contributions

This work was carried out in collaboration among all authors. All authors read and approved the final manuscript.

Article Information

DOI: 10.9734/AJOCS/2021/v10i219086

Editor(s):

(1) Dr. V. Sivamurugan, University of Madras, Chennai, India.

Reviewers:

(1) Hermes Ulises Ramirez Sanchez, University of Guadalajara, Mexico.

(2) Renan Dias, Universidade Estadual Paulista and Centro Universitário de Votuporanga, Brazil.

Complete Peer review History: <https://www.sdiarticle4.com/review-history/70130>

Original Research Article

Received 10 May 2021
Accepted 16 July 2021
Published 23 July 2021

ABSTRACT

Biological treatment, due to its low installation cost, is widely used for wastewater treatment. However, this treatment remains ineffective for the oxidation of so-called emerging molecules. To solve this environmental problem, advanced oxidation processes (AOPs) combine with Biological treatment for rapid, efficient and cost-effective purification of wastewater. This combination used in this work, allowed a total mineralization of a real wastewater solution from the teaching hospital of Treichville named CHU of Treichville in Abidjan (CHUT), both in terms of organic and microbiological pollutants. Real wastewater from the CHUT underwent a Biological treatment for 28 days via the Zahn-Wellens methods which made it possible to have a reduction rate of the chemical oxygen demand of more than 90% of biologically active organic pollutants. The biologically treated

*Corresponding author: E-mail: ouatlassine@yahoo.fr;

wastewater was doped with ceftriaxone (CTX) to simulate a situation of wastewater containing a recalcitrant compound after Biological treatment. Subsequently, the doped solution underwent treatment with different AOPs (UV / H₂O₂, Fe²⁺ / H₂O₂ and UV / Fe²⁺ / H₂O₂). This combination resulted in a COD reduction rate of over to be higher 98% and total inactivation of microbiological germs.

Keywords: Zahn-wellens; advanced oxidation processes; wastewater; ceftriaxone.

1. INTRODUCTION

The treatment of hospital wastewater is of concern to all countries of the world today [1,2]. Studies have shown that hospital wastewater is biodegradable [3-6]. But wastewater treatment plants, which in their majority use biological treatment for the purification of hospital wastewater, are faced with a problem of total elimination of so-called emerging organic compounds [7] such as antibiotics and which are found in the receptacle medium [8; 9] after biological treatment (BT). This presence of antibiotics can lead to the proliferation of microorganisms that are bio-resistant [9-13] to their actions.

Indeed, antibiotics are widely prescribed in hospitals because of their effectiveness in the treatment of microbial infections [14,15]. This is the case of the teaching hospital of Treichville named CHU of Treichville (CHUT) in Abidjan where ceftriaxone (CTX) and amoxicillin (AMX) are often prescribed to patients after massive fluids and for whom the wastewater treatment plant does not work. The wastewater from this health facility is therefore discharged into the environment without any treatment. This constitutes a real danger for the population because this wastewater reaches the lagoon [16] where fishing activities are widely practiced. A general awareness is therefore necessary in order to propose effective methods of treating wastewater from the CHUT. In this sense, biological treatment methods such as the Zahn-Wellens (ZW) method have been used. However, biological methods prove ineffective in the face of non-biodegradable toxic compounds [17,18].

To resolve this inefficiency of BT in removing refractory compounds, an alternative has been found namely the combination of BT with advanced oxidation processes (AOPs) [19; 20]. This combination has been very successful in the treatment of dye wastewater [21-23], pulp mill wastewater [24], wastewater containing aromatic and pharmaceutical compounds [25,26].

Thus the objective of this work is to treat wastewater from the CHUT by a BT and AOPs coupling. ZW process will be used like BT, photochemistry, Fenton and photo-Fenton like POAs. ZW process will make it possible to eliminate biodegradable compounds and then the AOPs will make it possible to mineralize non-biodegradable compounds [27-29].

2. MATERIALS AND METHODS

2.1 Wastewater Parameters

Table 1 shows that the wastewater has a pH equal to 7.5. This shows that the wastewater of the teaching hospital is almost neutral. One observed that the temperature of the wastewater of the teaching hospital of Treichville is 29.9°C.

From Table 1, one observes that the value of the chemical oxygen demand is 229 mgO₂/L and that of the biological oxygen demand is 96.19 mgO₂/L. In this investigation, the ratio COD/BOD₅ has been determined. A ratio inferior to three (ratio < 3) is characteristic of the presence of a great amount of biodegradable materials in the wastewater.

2.2 Zanh-Wellens Test

The Zanh-Wellens test is the method used in this work to remove substances biodegradable by microorganisms for 28 days. The equipment used for this test consists of 2 liter vials carefully washed and sterilized in the oven at 105 ° C for 30 minutes, magnetic stirrers, a magnetic bar, air diffusers (HX-406A) and activated sludge. A mixture containing the test substance, mineral nutrients and a relatively large proportion of aqueous activated sludge is stirred and aerated at 20-25 ° C in the dark or in diffused light for up to 28 days (photo 1). For this work, three different solutions were prepared: Solution 1 is a real wastewater solution from CHUT containing 1.2 g / L of activated sludge and nutrients. Some parameters of the wastewater are given in Table 1.

-Solution 2 is the reference solution containing 1 g / L of sodium acetate, 1.2 g / L of activated sludge and nutrients

-Solution 3 is the control solution containing 1.2 g / L of activated sludge, distilled water and nutrients.

The nutrient solution was prepared according to the methodology based on the Organisation for Economic Co-operation and Development (OECD) ZW test protocol according to its guidelines 302B and 301F. The experimental conditions of the ZW test are presented in Table 2. The experimental setup is presented by the Fig.1.

The degradation rate T (%) of biodegradable organic matter determined at a given time t for 28 days was calculated from the following equation:

$$T(\%) = \left[1 - \frac{C_t - C_1}{C_2 - C_3} \right] \times 100$$

T (%) = Degradation rate of biodegradable organic matter at time t

C_t = COD value of the test or reference solution at time t (mgO₂ / L)

C₂ = COD value of the test or reference solution after 3 h ± 30 min of incubation (mgO₂ / L)

C₁ = COD value measured in the reference solution at time t (mgO₂ / L).

C₃ = COD value measured in the control solution after 3 h ± 30 min of incubation (mgO₂ / L).

Table 1. Physico-chemical parameters of wastewater

Parameters	Values
Potential hydrogen, pH	7.5
Temperature (°C)	29.9
Disolved oxygen (mgO ₂ /L)	2.09
COD (mgO ₂ /L)	229
BOD ₅ (mgO ₂ /L)	96.19
COD/BOD ₅ ratio	2.38

Table 2. Experimental conditions of the ZW method

Parameters	Standards (OECD 301-302)	This experience (real wastewater from CHUT)
Chemical oxygen demand (mgO ₂ /L)	100 - 1000	229
Disolved oxygen (mgO ₂ /L)	> 2	4.5 ± 0.1
Activated sludge (g/L)	0.2 – 1	1.3 ± 0.2
Potential hydrogen, pH	6.5 - 8	6.5 - 8
Temperature (°C)	20 - 25	25 -28
Experimental volume (L)	2- 5	2



Fig. 1. Biological treatment device using the ZW method

For the Zahn-Wellens test, the COD and the BOD₅ were determined. The samples examined were aerated for 28 days at a temperature of 25 °C. The process of organic substances degradation was survival from the COD of the samples determined on days 1, 2, 3, 4, 5, 6, 7, 11, 13, 19, 21, 26 and 28 of the experiment. The dissolved oxygen and the pH of the medium were monitored by a dissolved oxygen probe and a pH meter, respectively. The COD was determined using pre-dosed COD tubes of the HACH product. To determine the value of this parameter, 2 mL of sample are taken and filtered and introduced into a COD tube of the HACH product and then heated in a digester at 150 ° C for 120 minutes. After cooling, the COD value is read directly on the DR6000 spectrophotometer (HACH) at a wavelength of 620 nm. For zeroing, a reference solution was used by adding to a COD tube, 2 ml of distilled water. BOD₅ was determined by the "manometric" method using the HACH VELD SCIENTIFICA (HACH) oxitop. This method was developed by Caldwell and Langelier [30]. The principle is based on the measurement of the decrease in pressure linked to the consumption of dissolved oxygen by microorganisms during the oxidation of organic compound. From the change in pressure measured by a manometer, the value of BOD₅ is automatically given. In this work, it was determined before the start of the experiment and after the Zahn-Wellens test.

2.3 Advanced Oxidation Processes (AOPs)

2.3.1 Equipment

The equipment for the treatment using AOPs includes a monochromatic UV-C lamp ($\lambda = 254$ nm), a magnetic stirrer, a magnetic bar, a pH meter, a water bath and a quartz tube to protect the lamp and a double-walled quartz system to cool the lamp during the experiment. This whole device was placed in a dark room.

2.3.2 Chemicals

The chemicals used during this experiment are H₂O₂ (Fluka® analytical), H₂SO₄ (Fluka® analytical), FeSO₄ (Panreac) and NaOH (Panreac). The ceftriaxone (CTX) used is from LDP TORLAN.

2.3.3 The combination Zahn-Wellens-AOPs

After 28 days of treatment by the ZW method, the COD of the wastewater solution was determined. The value of this parameter being low, a simulation of the presence of antibiotic after biological treatment was developed. To do this, after treatment by the ZW process, the solution obtained was filtered to retain the sludge. The filtrate obtained was doped with ceftriaxone (CTX). For each AOP, 250 mL of the doped solution was used with a concentration of 0.206 M hydrogen peroxide (H₂O₂). A monochromatic UVC lamp ($\lambda = 254$ nm) was used for the photochemical (PP) and Photo-Fenton (PPF) processes. For the Fenton (PF) and PPF processes, the ratio $[Fe^{2+}] / [H_2O_2] = 2$ and the pH of the reaction medium was maintained between 2.9 and 3.1. For each process, the electrolysis was carried out for 10 hours with monitoring of the COD which was done in 2 hour intervals. The COD was determined using COD tubes already pre-dosed with the HACH product. To determine this parameter, a quantity of 2 mL of wastewater sample is taken and introduced into a COD tube of the HACH product. The whole is heated in a digester at 150 ° C for 120 minutes. After cooling, the COD value is read directly using the DR / 6000 spectrophotometer of the HACH product at a wavelength of 620 nm.

3. RESULTS AND DISCUSSION

3.1 Biological Treatment (Zahn-Wellens test)

The COD reduction rate of the different solutions during the ZW test is given in Fig. 2. This Figure indicates after 3 hours of treatment, an evolution of the COD reduction rate from 0 % to 67 % for the reference solution and from 0 % to 40 % for the real wastewater solution. Subsequently, a rapid increase in this rate was observed for both the reference solution and the real wastewater during the first two days. After that, the COD abatement rate kept this growth from the second day until the seventh day for the reference solution and reached a value of 99% which remains constant until the 28th day. The same observation was made for real wastewater where the COD reduction rate experienced this upward evolution until the 19th day to reach 95% and subsequently decrease to reach 92% on the 28th day of the experience.

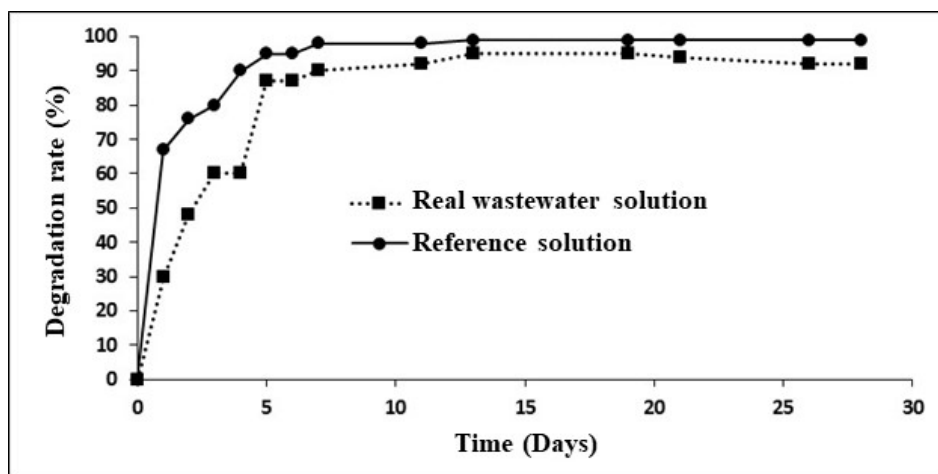


Fig. 2. Rate of degradation of wastewater as a function of time by the ZW; pH = 6.5-8; T = 25 ° C; [activated sludge] = 1.2 g / L; [CH₃COONa] = 1.2 g / L.

In the ZW test, the reference solution is very important because it makes it possible to check the correct functioning of the treatment process as well as the quality of the activated sludge [31]. Quality sludge completely eliminates biologically active pollutants [32]. The reference solution used is sodium acetate as recommended by OECD guideline 301F. According to this guideline, the ZW test is considered valid if the COD reduction rate of sodium acetate reaches approximately 68% in 14 days of experience [31]. In this work, the reference solution reached a COD reduction rate of 99% after 14 days of incubation (Fig. 2). This result shows the good degradation power of the activated sludge used [32]. For the real wastewater, the Figure shows a COD abatement rate of 95% after 15 days of incubation. This result shows that the real wastewater from the CHUT used for this experiment contains biodegradable molecules [32]. This rate then decreased to 92% on the 28th day corresponding to the endogenous phase, manifested by an absence of substrate or death of the microorganisms. The organic pollutants contained are degraded by microorganisms including a microflora of bacteria and a microfauna of animals, protozoa and metazoa close to the worms contained in the activated sludge [33]. In the presence of dioxygen (O₂), the microorganisms responsible for purification will develop by using the inorganic pollutants (phosphorus and nitrogen) contained in the real wastewater, as a substrate necessary

for the production of vital energy to degrade these organic pollutants. During this degradation, these biologically active organic pollutants are transformed into water (H₂O) and carbon dioxide (CO₂) [32], with the synthesis of new living cells (biomass). The 95% COD abatement rate achieved after 28 days (Table 3) of BT shows that 5% of organic pollutants in real wastewater from CHUT are said to be biologically inactive.

3.2 Zahn-Wellens and AOPs Process Coupling

After 28 days of BT, the real wastewater was filtered through ordinary wire to retain the solid sludge. The COD of the real wastewater after the Z.W. process being very low, it was doped with CTX to simulate a situation of the presence of non-biodegradable compounds after BT. The COD and BOD₅ values of the doped wastewater solution gave 790 mgO₂ / L and 190 mgO₂ / L, respectively. After doping, the doped wastewater suffered degradation by the various AOPs. The results are reported in Table 4.

Analysis of this table shows that the ZW-AOPs coupling gave a COD abatement rate of 100% for the photochemical process and photo-Fenton process. While this rate is 98.78% for the Fenton process. This degradation is due to the highly reactive and non-selective hydroxyl radicals [34; 35] produced in the reaction medium during the decomposition of the H₂O₂ molecule [36].

Table 3. COD abatement rate after ZW method

Parameters	COD abatement rate
Reference solution	100 %
Real wastewater solution	95 %

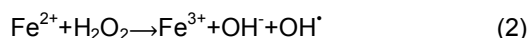
Table 4. Characteristics of the doped wastewater after different AOPs

Parameters	Photochemistry (UV/H ₂ O ₂)	Fenton (Fe ²⁺ /H ₂ O ₂)	Photo-Fenton (UV/Fe ²⁺ /H ₂ O ₂)
COD (mgO ₂ /L)	0	16	0
BOD ₅ (mgO ₂ /L)	-	10.67	-
Rapport COD/BOD ₅	-	1.5	-
COD degradation rate (%)	100	98.78	100

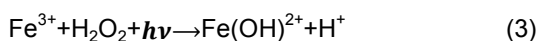
For the photochemical process, a H₂O₂ molecule absorbs photons, causing its electronic excitation and the breaking of the O-O bond to form two hydroxyl radicals according to the main reaction described by equation 1 [37]:



The Fenton process is done in the dark. Thus, hydroxyl radicals are produced by the combination of a molecule of hydrogen peroxide (H₂O₂) and a ferrous ion (Fe²⁺) called the Fenton reagent. The formation of hydroxyl radicals takes place mainly according to Equation 2 [38]:



As for the Photo-Fenton process, the production of hydroxyl radicals is based on the redox reaction between Fe²⁺ and H₂O₂ with the photocatalytic regeneration of Fe²⁺ thanks to UV irradiation reflected by equation 3 and equation 4 [39].



The BT-AOPs combination completely mineralized the real wastewater from CHUT. During the treatment of real wastewater, bacterial inactivation of microbiological germs was

investigated. These are total coliforms, Salmonella, faecal streptococci and Pseudomonas Aeruginosa. The results obtained are shown in Table 5.

Analysis of Table 5, shows that the ZW-AOPs coupling inactivated bacteria contained in the real wastewater from CHUT. At the total coliforms level, their concentration went from 1.7 10² CFU / mL before BT to 12 CFU / mL after the ZW-Photochemistry coupling, i.e. an inactivation rate of 92.29%, from 1.7 10² CFU / mL before BT at 10 UFC / mL after ZW-Fenton coupling, i.e. an inactivation rate of 94.12% and 1.7 10² UFC / mL before BT at 0 UFC / mL after ZW-Photo-Fenton coupling, i.e. a rate of 100% inactivation. As regards the Pseudomonas Aeruginosa, their concentration went from 10 CFU / mL before BT to 0 CFU / mL after the ZW-POAs coupling, ie an inactivation rate of 100%.

For faecal streptococci, the number fell from 1570 10² CFU / mL before BT to 0 CFU / mL after ZW-POAs, i.e. an inactivation rate of 100%. The observed inactivation of microorganisms during treatment with the various AOPs is believed to be due to the action of hydroxyl radicals produced during the decomposition of hydrogen peroxide. In fact, the OH[•] produced in situ participate in the disinfection of water. The action of OH[•] is similar to the action of some disinfectants such as chlorine used to rid water of impurities [40].

Table 5. Monitoring of microorganisms during the treatment of real wastewater from the CHUT by the BT and POAs coupling

Germs	Real wastewater before BT	Real wastewater after BT	Real wastewater after AOPs		
			Photochemistry	Fenton	Photo-Fenton
total coliforms (UFC/mL)	1.7 10 ²	60	12	10	0
Salmonella (UFC/mL)	Absent	Absent	Absent	Absent	Absent
faecal streptococci (UFC/mL)	1570 10 ²	0	0	0	0
Pseudomonas Aeruginosa (UFC/mL)	10	14	0	0	0

4. CONCLUSION

BT remains the most widely used treatment means to purify hospitals wastewater. However, it does not allow total elimination of so-called emerging organic pollutants and certain microbiological germs. But this work has shown that BT-AOPs coupling can solve this problem even if the so-called emerging compounds remain insensitive to the BT stage. ZW-AOPs coupling resulted in a 100% COD reduction rate for actual wastewater and total inactivation of several microbiological germs. Thus, the BT-AOPs coupling remains a very good alternative for a total purification of wastewater.

At the end of this study, we recommend that the CHUT authorities set up a coupled BT-AOPs system for the wastewater treatment before discharging it into the waters of the Ebrié lagoon. A first treatment will be carried out by the ZW method. Then a second treatment with AOPs will be carried out if the biological treatment fails to completely eliminate the organic pollutants.

DISCLAIMER

The products used for this research are commonly and predominantly use products in our area of research and country. There is absolutely no conflict of interest between the authors and producers of the products because we do not intend to use these products as an avenue for any litigation but for the advancement of knowledge. Also, the research was not funded by the producing company rather it was funded by personal efforts of the authors.

COMPETING INTERESTS

Authors have declared that no competing interests exist.

REFERENCES

1. Sadia SP, Berté M, Loba EMH, Appia FTA, Gnamba CQ-M, Ibrahima S, Lassiné O. Assessment of the Physicochemical and Microbiological Parameters of a Teaching Hospital's Wastewaters in Abidjan in Côte d'Ivoire. *Journal of Water Resource and Protection*. 2016;8:1251-1265. Available:<http://dx.doi.org/10.4236/jwarp.2016.813096>
2. Kovalova L, Siegrist H, Singer H, Wittmer A, McArdell CS. Hospital Wastewater Treatment by Membrane Bioreactor: Performance and Efficiency for Organic Micropollutant Elimination. *Environmental Science & Technology*. 2012;46(3):1536-1545. Available:<https://doi.org/10.1021/es203495d>
3. Casas MEC, Chhetri RK, Ooi G, Hansen KMS, Litty K, Christensson M, Kragelund C, Andersen HR, Bester K. Biodegradation of pharmaceuticals in hospital wastewater by a hybrid biofilm and activated sludge system (Hybas). *Science of The Total Environment*. 2015; 530-531: 383-392. Available:<http://dx.doi.org/10.1016/j.scitotenv.2015.05.099>
4. Casas ME, Chhetri RK, Ooi G, Hansen KMS, Litty K, Christensson M, Kragelund C, Andersen HR, Bester K. Biodegradation of pharmaceuticals in hospital wastewater

- by staged Moving Bed Biofilm Reactors (MBBR). *Water Research*. 2015;83:293-302.
Available:<https://doi.org/10.1016/j.watres.2015.06.042>
5. Murugesan MP, Akilamudhan P, Sureshkumar A, Arunkarthikeya G. Treatment of Hospital and Biomedical Waste Effluent Using HUASB Reactor. *International Journal of Innovation and Scientific Research*. 2014;11(2):379-386
 6. Aukidy MA, Chalabi SA, Verlicchi P. Hospital Wastewater Treatments Adopted in Asia, Africa, and Australia. *Hospital Wastewaters*. 2018;60:171–188.
DOI: 10.1007/698_2017_5
 7. Neale PA, O'Brien JW, Glauch L, König M, Krauss M, Mueller JF, Tschärke B, Escher BI. Wastewater treatment efficacy evaluated with in vitro bioassays. *Water Research X*. 2020;9:100072.
Available:<https://doi.org/10.1016/j.wroa.2020.100072>
 8. Jingyi G, Chengyu C, Xiaoyi H, Juncheng M, Qilai X, Qiaoyun Z. Occurrence and risk assessment of tetracycline antibiotics in soils and vegetables from vegetable fields in Pearl River Delta, South China. *Science of the Total Environment* 2021;776:145959.
DOI: 10.1016/j.scitotenv.2021.145959
 9. Ting-ting Z, Zhong-xian S, Wen-xia L, Yaobin Z, Yi-wen L. Insights into the fate and removal of antibiotics and antibiotic resistance genes using biological wastewater treatment technology. *Science of The Total Environment*. 2021;776:145906.
Available:<https://doi.org/10.1016/j.scitotenv.2021.145906>
 10. Nguyen AQ, Vu AP, Nguyen LN, Wang Q, Djordjevic SP, Donner E, Yin H, Nghiem LD. Monitoring antibiotic resistance genes in wastewater treatment: Current strategies and future challenges. *Science of The Total Environment*. 2021;783:146964.
Available:<https://doi.org/10.1016/j.scitotenv.2021.146964>
 11. Zhao X, Su H, Xu W, Hu X, Xu Y, Wen G, Cao Y. Removal of antibiotic resistance genes and inactivation of antibiotic resistant bacteria by oxidative treatments. *Science of the Total Environment*. 2021;778:146348.
DOI: 10.1016/j.scitotenv.2021.146348.
 12. Wang G, Li G, Chang J, Kong Y, Jiang T, Wang J, Yuan J. Enrichment of antibiotic resistance genes after aerobic composting in sheep manure heaps. *Bioresources Technology*. 2021;323:124620.
Available:<https://doi.org/10.1016/j.biortech.2020.124620>
 13. Wang J, Gu J, Wang X, Song Z, Dai X, Guo H, Yu J, Zhao W, Lei L. Enhanced removal of antibiotic resistance genes and mobile genetic elements during swine manure composting inoculated with mature compost. *Journal of Hazardous Materials*. 2021;411:125135.
Available:<https://doi.org/10.1016/j.jhazmat.2021.125135>
 14. Anshul N, Divya G, Ashwani S. Treatment of infectious disease: Beyond antibiotics. *Microbiological Research*. 2014;169(9–10):643-651.
Available:<https://doi.org/10.1016/j.micres.2014.02.009>
 15. Fabien L, Foroni L, Brion J-P, Maubon D, Stahl J-P, Pavese P. Adequacy of antifungal agents in a teaching hospital: Too many inappropriate prescriptions despite training. *The Medical Press*. 2014;43(9):e241-e250.
Available:<https://doi.org/10.1016/j.lpm.2013.11.029>
 16. Scheren PAGM, Kroeze C, Janssen FJJG, Hordijk L, Ptasinski KJ. Integrated water pollution assessment of the Ebrie Lagoon, Ivory Coast, West Africa. *Journal of Marine Systems*. 2004;44(1-2):1-10.
Available:<https://doi.org/10.1016/j.jmarsys.2003.08.002>
 17. Płuciennik-Koropczuk E, Myszograj S. Zahn-Wellens test in industrial wastewater biodegradability assessment. *Civil and Environmental Engineering Reports*. 2018;28(1):077-086.
DOI: 10.2478/ceer-2018-0007
 18. Marcelino RBP, Andrade LN, Starling MCVM, Amorim CC, Barbosa MLT, Lopes RP, Reis BG, Leão MMD. Evaluation of aerobic and anaerobic biodegradability and toxicity assessment of real pharmaceutical wastewater from industrial production of antibiotics. *Brazilian Journal of Chemical Engineering*. 2016;33(03):445–452.
Available:[dx.doi.org/10.1590/01046632.20160333s20150136](https://doi.org/10.1590/01046632.20160333s20150136)

19. Rostam AB, Taghizadeh M. Advanced oxidation processes integrated by membrane reactors and bioreactors for various wastewater treatments: A critical review. *Journal of Environmental Chemical Engineering*. 2020;8(6):104566. Available: <https://doi.org/10.1016/j.jece.2020.104566>
20. Cai QQ, Wu MY, Li R, Deng SH, Lee BCY, Ong SL, Hu JY. Potential of combined advanced oxidation – Biological process for cost-effective organic matters removal in reverse osmosis concentrate produced from industrial wastewater reclamation: Screening of AOP pre-treatment technologies. *Chemical Engineering Journal*. 2020;389:123419. Available: <https://doi.org/10.1016/j.cej.2019.123419>
21. Bae W, Won H, Hwang B, Toledo RAD, Chung J, Kwon K, Shim H. Characterization of refractory matters in dyeing wastewater during a full-scale Fenton process following pure-oxygen activated sludge treatment. *J. Hazard. Mater*. 2015;287:421–428. Available: <http://dx.doi.org/10.1016/j.jhazmat.2015.01.052>.
22. Hayat H, Mahmood Q, Pervez A, Bhatti ZA, Baig SA. Comparative decolorization of dyes in textile wastewater using biological and chemical treatment. *Sep. Purif. Technol*. 2015;154:149–153. Available: <http://dx.doi.org/10.1016/j.seppur.2015.09.025>.
23. Esteves BM, Rodrigues CSD, Boaventura RAR, Maldonado-Hódar FJ, Madeira LM. Coupling of acrylic dyeing wastewater treatment by heterogeneous Fenton oxidation in a continuous stirred tank reactor with biological degradation in a sequential batch reactor. *J. Environ. Manage*. 2016;166:193–203. Available: <http://dx.doi.org/10.1016/j.jenvman.2015.10.008>
24. Fernandes L, Lucas MS, Maldonado MI, Oller I, Sampaio A. Treatment of pulp mill wastewater by *Cryptococcus podzolicus* and solar Photo-Fenton: a case study. *Chem. Eng. J*. 2014; 245:158–165. Available: <http://dx.doi.org/10.1016/j.cej.2014.02.043>
25. Hou B, Han H, Zhuang H, Xu P, Jia S, Li K. A novel integration of three-dimensional electro-Fenton and biological activated carbon and its application in the advanced treatment of biologically pretreated Lurgi coal gasification wastewater. *Bioresour Technol*. 2015;196:721-725. DOI: 10.1016/j.biortech.2015.07.068.
26. Sirtori C, Zapata A, Ollera I, Gernjaka W, Aguerab A, Malato S. Decontamination industrial pharmaceutical wastewater by combining solar Photo-Fenton and biological treatment. *Water Res. Water Res. 2009;43(3): 661-668.* DOI: 10.1016/j.watres.2008.11.013.
27. Pohan LAG, Andreea-Maria C, Maria V, Ouattara L. “Titanium Oxide-Clay” as Adsorbent and Photocatalysts for Wastewater Treatment. *J Membra Sci Technol* 2018;8(1):1000176. DOI:10.4172/2155-9589.1000176
28. Nadia AY, Seham AS, Fatma AI, Aya SM. Degradation of methyl orange using Fenton catalytic reaction. *Egyptian Journal of Petroleum*. 2016;25:317–321. Available: <http://dx.doi.org/10.1016/j.ejpe.2015.07.017>
29. Kouadio KE, Kambiré O, Koffi KS, Ouattara L. Electrochemical oxidation of paracetamol on boron-doped diamond electrode: analytical performance and paracetamol degradation. *J. Electrochem. Sci. Eng*. 11(2) (2021) 71- 86. Available: <http://dx.doi.org/10.5599/jese.933>
30. Sadia SP, Berte M, Ouattara L. Removal of antibiotics containing simulated wastewater by biological-photo chemical process. *Rev. Ivoir. Sci. Technol*. 2020;35:111-120
31. Lapertot ME, Pulgarin C. Evaluation de la biodégradabilité de plusieurs substances dangereuses prioritaires : Choix, application et pertinence vis-à-vis de la toxicité et de l'activité bactérienne. *Chemosphere*. 2006;65(4): 682–690. Available: <https://doi.org/10.1016/j.chemosphere.2006.01.046>
32. Polo AM, Tobajas M, Sanchis S, Mohedano AF, Rodríguez JJ. Comparison of experimental methods for determination of toxicity and biodegradability of xenobiotic compounds. *Biodegradation*. 2011; 22(4): 751-761. DOI: 10.1007/s10532-010-9448-7.
33. Díez MC. Biological aspects involved in the degradation of organic pollutants. *J. Soil. Sci. Plant Nutr*. 2010;10(3):244-267. Available: <http://dx.doi.org/10.4067/S0718-95162010000100004>

34. Glaze WH, Kang J-W, Chapin DH. The Chemistry of water treatment processes involving ozone, hydrogen peroxide and ultraviolet radiation. *Ozone Science and Engineering*. 1987;9(4):335-352. Available: <https://doi.org/10.1080/01919518708552148>
35. Andreozzi R, Caprio V, Insola A, Marotta R. Advanced oxidation processes (AOP) for water purification and recovery. *Catalysis today*. 1999; 53 (1): 51-59. [https://doi.org/10.1016/S0920-5861\(99\)00102-9](https://doi.org/10.1016/S0920-5861(99)00102-9)
36. Karale RS, Manu B, Shrihari S. Fenton and Photo-fenton Oxidation Processes for Degradation of 3-Aminopyridine from Water. *APCBEE Procedia*. 2014;9:25-29. Available: <https://doi.org/10.1016/j.apcbee.2014.01.005>
37. Buxton GV, Greenstock CL, Helman WP, Ross AB. Critical Review of rate constants for reactions of hydrated electrons, hydrogen atoms and hydroxyl radicals ($\cdot\text{OH}/\cdot\text{O}^-$ in Aqueous Solution. *Journal of Physical and Chemical Reference Data*. 1988;17(2):513-886. DOI:10.1063/1.555805
38. Fenton HJH. Oxidation of tartaric acid in the presence of iron. *J. Chem. Soc., Trans*. 1894;65:899-910. Available: <https://doi.org/10.1039/CT8946500899>
39. Méndez-Arriaga F, Esplugas S, Giménez J. Degradation of the emerging contaminant ibuprofen in water by photo-Fenton. *Water Res*. 2010;44(2): 589-595. DOI: 10.1016/j.watres.2009.07.009.
40. Azimi Y, Allen DG, Farnood RR. Enhancing disinfection by advanced oxidation under UV irradiation in polyphosphate-containing wastewater flocs. *Water research*. 2014;54:179-187. DOI: 10.1016/j.watres.2014.01.011.

© 2021 Placide et al.; This is an Open Access article distributed under the terms of the Creative Commons Attribution License (<http://creativecommons.org/licenses/by/4.0>), which permits unrestricted use, distribution, and reproduction in any medium, provided the original work is properly cited.

Peer-review history:
The peer review history for this paper can be accessed here:
<https://www.sdiarticle4.com/review-history/70130>